




The Children's Theatre OF CINCINNATI





Cut out square along dashed line. Fold Diagonally in half to come up with a triangle. Fold once more in half to get a smaller triangle. fold the left section towards the back. Fold the right section towards the back as well. Cut away the gray area. Unfold the paper to reveal the snowflake!






Cut out square along dashed line. Fold Diagonally in half to come up with a triangle. Fold once more in half to get a smaller triangle. fold the left section towards the back. Fold the right section towards the back as well. Cut away the gray area. Unfold the paper to reveal the snowflake!





Cut out square along dashed line. Fold Diagonally in half to come up with a triangle. Fold once more in half to get a smaller triangle. fold the left section towards the back. Fold the right section towards the back as well. Cut away the gray area. Unfold the paper to reveal the snowflake!



The Children's Theatre OF CINCINNATI

Draw your own unique design the the bold triangle. Cut out square along dashed line. Fold Diagonally in half to come up with a triangle. Fold once more in half to get a smaller triangle. fold the left section towards the back. Fold the right section towards the back as well. Cut away areas you want. Unfold the paper to reveal the snowflake!

